



## WATER TEMPERATURE Installation Instructions

Part No: SG51220  
2 inch-52mm

v20230508

### Important notes before installing:

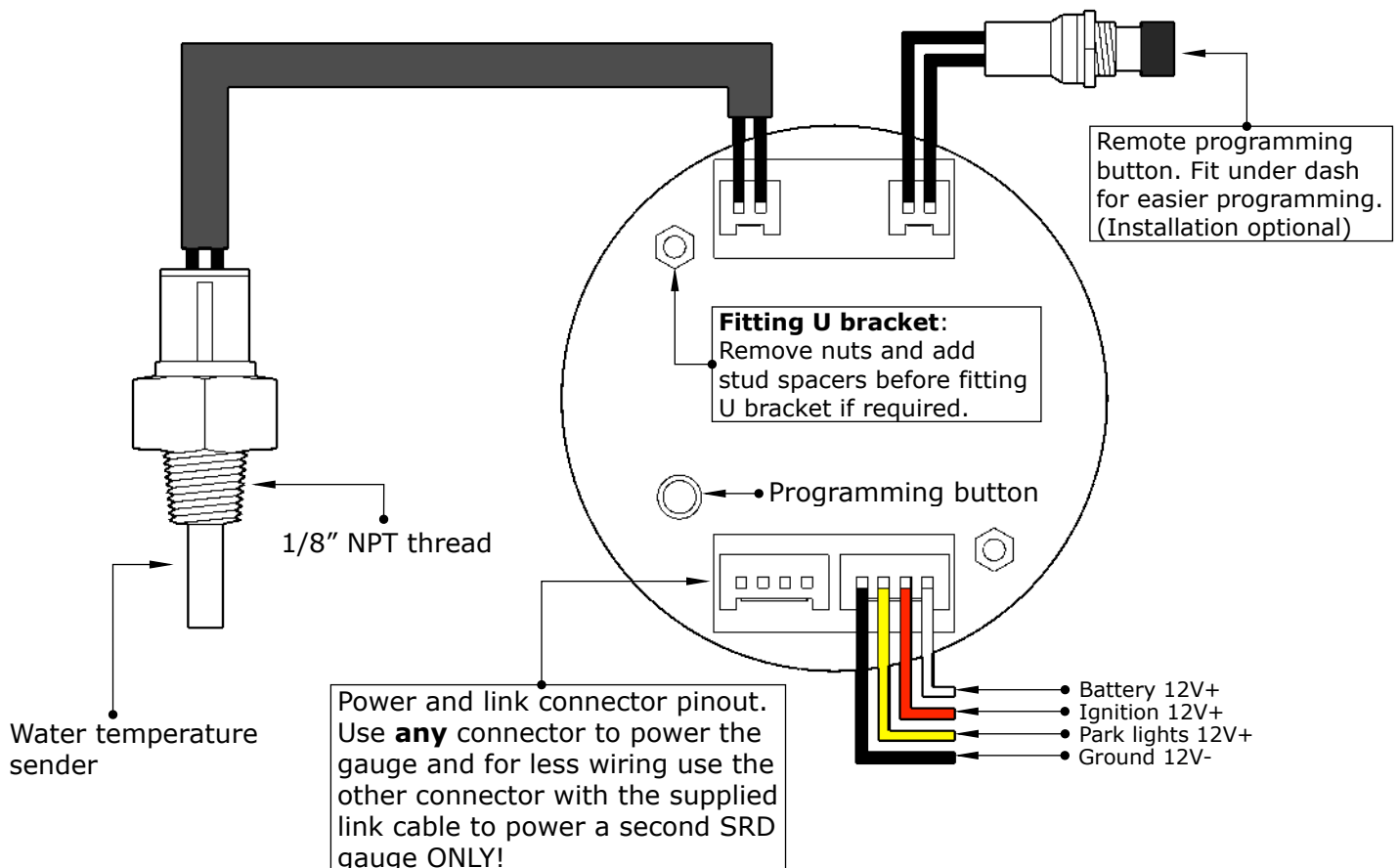
- Installing this product to your vehicle may require an adaptor. SAAS offer a large range of adaptors and installation parts; please check with your SAAS dealer for available adaptors.
- SAAS SRD series gauges are designed for **12volt** systems **ONLY!**
- All installation work should be done by a qualified professional to avoid damage to this product.
- SAAS **RECOMMENDS** all products be tested prior to installation. This will save time and speed up the troubleshooting process if you encounter any issues.

- **BEFORE** installing, please check our website ([shopsaas.com](http://shopsaas.com)) for the latest fitting instructions. If the top left corner (v) number is different to website, please use instructions from website.

### Wiring Guide:

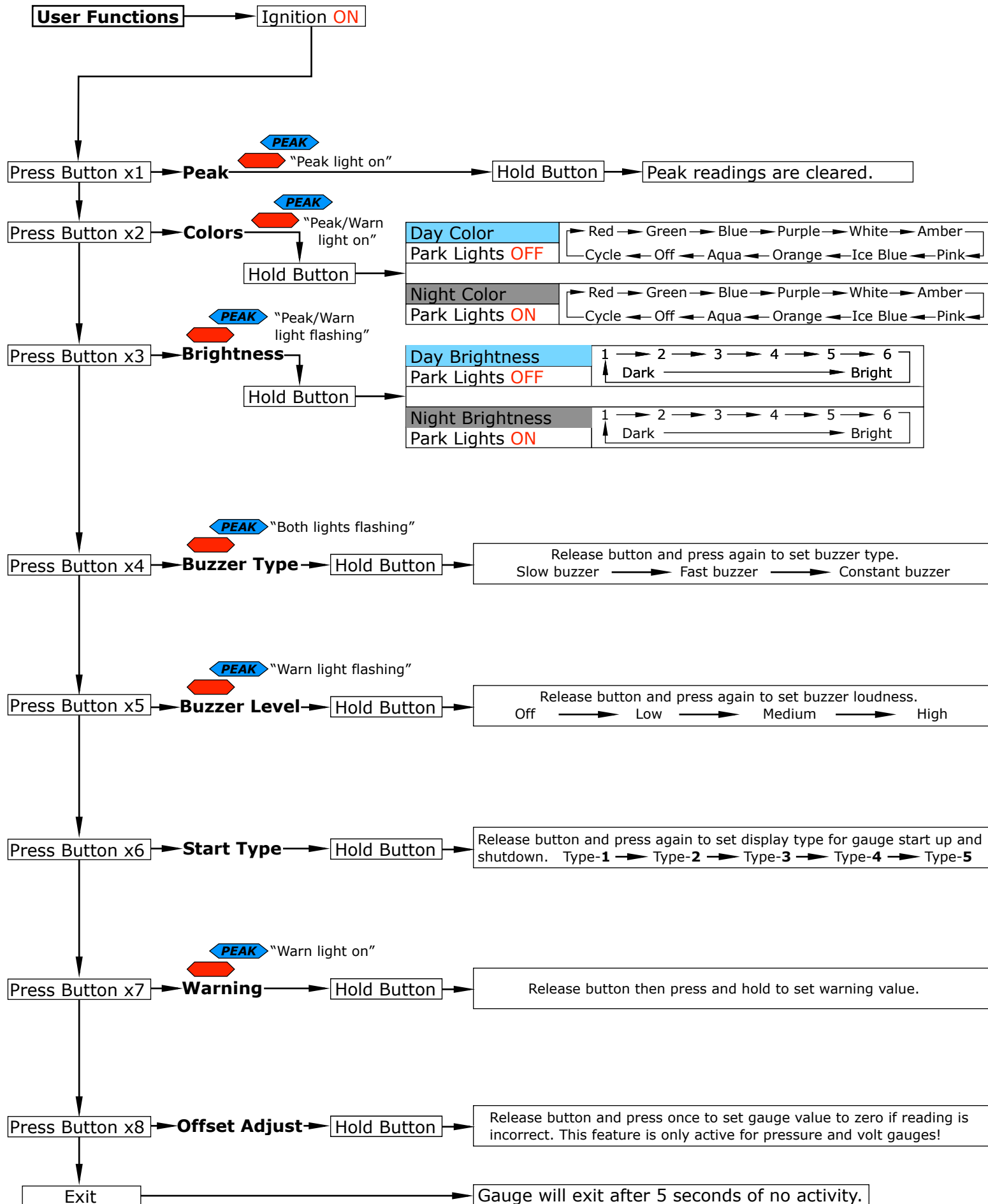
Wire colour	Wire Function	Wire Connection Location
Black	Ground 12V-	Vehicle body
Yellow	Park lights 12V+	Park light circuit (do <b>NOT</b> connect to a dimmer)
White	Battery 12V+	Ignition harness / Fuse box
Red	Ignition 12V+	Ignition harness / Fuse box

### Wiring Diagram Typical Layout



## User Functions:

**Note:** Use the remote programming button or the button on the back of the gauge to set the below functions.

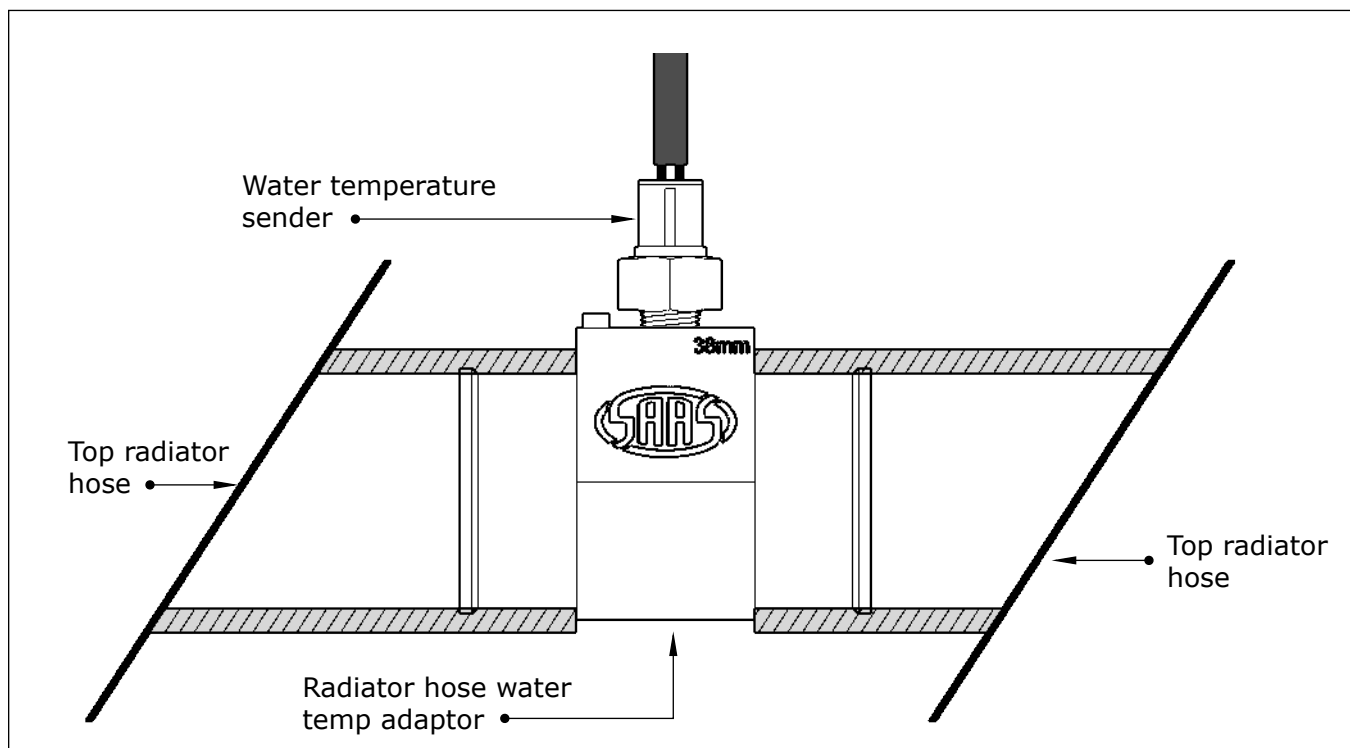


## Water Temp Sender Installation:

### - Recommended sender locations:

- Water temp senders should be installed in a radiator, water temp adaptor or cylinder head.

- The most common way of fitting a water temp sender is by using a radiator hose adaptor, the adaptor is fitted to the vehicle's **TOP** radiator hose. The diagram below shows how a water temp sender and radiator hose adaptor is fitted.



## **GAUGE INFORMATION**

### *Specifications*

Gauge operating range	40°C > 120°C
Gauge operating voltage	8v > 18v
Water temp sender ohms range	60KΩ > 0.9KΩ, scale: 50KΩ @ 21°C or 6.14KΩ @ 80°C
Water temp sender thread size	1/8" NPT
Water temp sender dimensions	total length 35mm
Water temp sender wire length	2 metre wiring harness / 100mm on sender
Gauge lighting type	10 colour LED with 6 levels of brightness
Gauge lighting colours	red - green - blue - purple - white - amber - pink - ice blue - orange - aqua - OFF - cycle mode
Gauge power harness length	1 metre
Gauge link harness length	300mm
Mounting depth required for gauge	45mm (minimum)
Total depth of gauge	50mm (including bezel)
Mounting hole size for gauge	52mm

**For further assistance email: [tech@saasautomotive.com.au](mailto:tech@saasautomotive.com.au)**

## Troubleshooting:

**Please note:** If you are having problems with the installation of this product, please do not contact your retailer or SAAS until you have read **ALL** the troubleshooting notes below.

Problem	Possible Cause	Solution
-red warning light flashing	-sensor not plugged in -bad connection	-plug sensor in -check connector at gauge and sensor
-no temp reading -readings jump around	-sensor not plugged in correctly -water temp cable is too long or too thick -sender or cable damaged	-check connector on gauge and sensor -use the supplied cable and only extend with the same thickness cable if needed -test sender using a multimeter, a good sender should read:50KΩ@room temp 21°C
-gauge beeps and flashes randomly	-warning function activated	-adjust warning settings accordingly

## Contents:

In The Box	Qty	Notes	Part No.
Water temperature gauge	1		
Water temperature sender and 2 pin gauge harness	1		SG51001
Remote programming button	1		SG4106
Gauge power connector	1		SG5100
Gauge link connector	1		SG9101
Mounting U bracket with studs, nuts and washers	1	(M4x0.7 thread)	SG61005
Plastic gauge mounting cup	1		SGC52SRD
Fitting instructions	1		

## Warranty Terms & Conditions:

SAAS Automotive Pty Ltd warrants this product against defects in factory workmanship and materials for a period of twelve (12) months from the date of original purchase. This warranty applies to the first retail purchaser, is non-transferable and covers only where the product has been subjected to normal use or service. Provision of this warranty shall not apply to any SAAS Automotive product that has been used for a purpose for which it is not designed, or which has been altered in any way that would be detrimental to the performance or life of the product, or misapplication, misuse, negligence or accident. Warranty claims to the manufacturer must be transportation prepaid and accompanied with dated proof of purchase. On any part or product found to be defective after examination by SAAS Automotive Pty Ltd, SAAS Automotive Pty Ltd will only repair or replace the merchandise through the original selling dealer or on a direct basis. SAAS Automotive Pty Ltd assumes no responsibility for diagnosis, removal and/or installation labour, loss of vehicle use, loss of time, inconvenience or any other consequential expenses. The warranties herein are in lieu of any other expressed or implied warranties, including any implied warranty of suitability, and any other obligation on the part of SAAS Automotive Pty Ltd, or the selling dealer.

**For further assistance email: [tech@saasautomotive.com.au](mailto:tech@saasautomotive.com.au)**



SINCE 1954

SAAS Automotive PTY LTD  
25 Metrolink Circuit West, Campbellfield,  
Victoria 3061 Australia  
ABN: 48166279670  
ACN: 166279670  
Phone: +61 3 9930 0100  
Fax: +61 3 8339 2270  
Email: [tech@saasautomotive.com.au](mailto:tech@saasautomotive.com.au)  
Web: [www.shopsaas.com](http://www.shopsaas.com)